

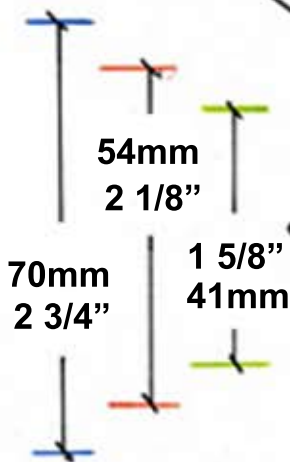
Cindy Drozda's Multi-Axis Box Plan

© Cindy Drozda - All Rights Reserved

This layout can be done on a square or round blank.
Square is shown here.

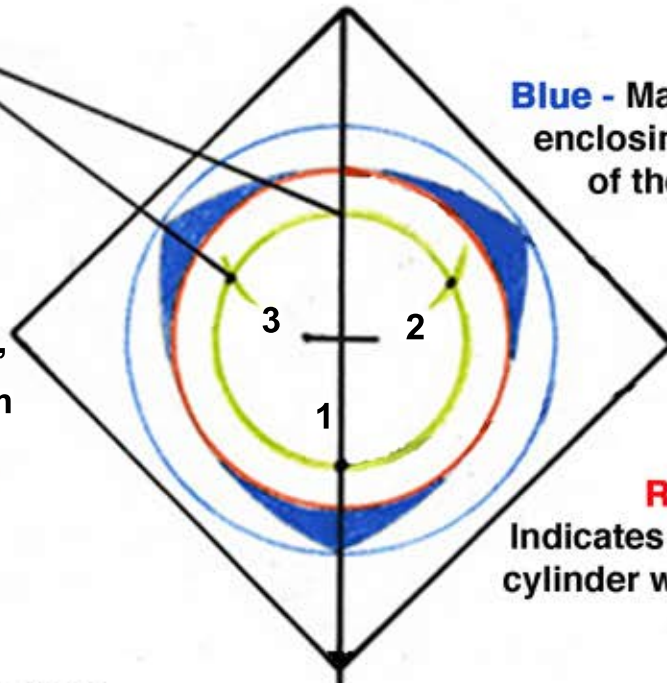
Compass set to
Green radius
scribes arcs to
locate centers

2 & 3



Top Layout

Blue - Major Diameter,
enclosing all points
of the triangle

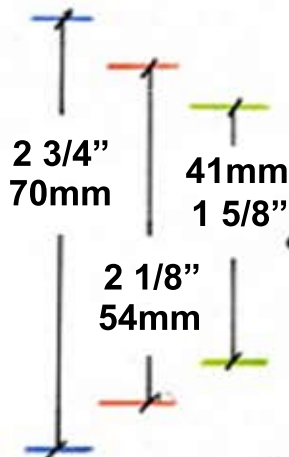


Red -
Indicates largest solid
cylinder within triangle

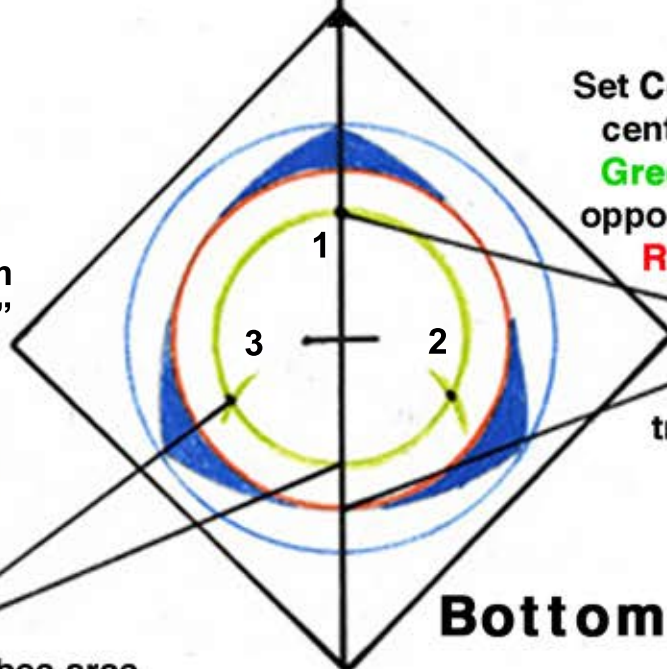
Green -
Circle on which the drive
center points are marked

Reference
Line

Set Compass from
center point on
Green Circle to
opposite point on
Red Circle



to scribe
arcs
of **Blue**
triangle points



Compass set
to **Green radius** scribes arcs
to locate centers 2 & 3

Bottom Layout